ALTEC
SOLARTECHNIK

Ground level systems

ALFREI_*RAMM*

Product sheet

10 year guarantee
calculated on complete systems



Components:

1. *Steel C-pile*
2. *Prop head*
3. *Supporting profile*
4. *Mounting profile*

- **simple** and **quick** assembly
- **improved** use of materials
- **durable** and **high-quality** system components
- **system static** calculations available

Description
Galvanized steel C-piles are used for this single post system. This optimises the materials used and system longevity plus reduces the assembly effort and time.

Piles are mechanically driven down to a suitable depth before the prop heads are fixed on using four bolts.

Fixed angle steel prop heads are manufactured to suit the required module inclination – typically between 10–35°.

This supporting structure is especially suited to soil classes 3 to 5. Following ground surveys the pile depth and layout can be further advised.

Module layouts accommodated:
- Single portrait
- Double portrait
- Double landscape
- Triple landscape

© ALTEC Solartechnik AG · 07/2013 · Mistake and technical changes reserve.

ALTEC Solartechnik AG · Industriegebiet 1 · 07924 Crispendorf · Phone +49 3663 4210-0
Fax +49 3663 4210-211 · info@altec-solartechnik.de · www.altec-solartechnik.de

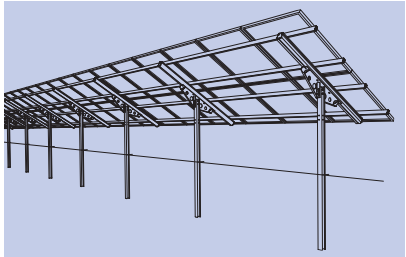

Sectional view below and above ground

Connection of the supporting profile to the prop head uses simple hammer-head bolts and locking nuts. The mounting profiles are then fixed via ALTEC quick connectors on to the supporting profiles. Modules are in turn clamped down to the mounting rails using ALTEC standard clamping sections, clamping plates or clamping angles. Secure versions of which can be supplied upon request. Variations in the module clearance height can be accommodated by varying the drive depth or pile length supplied. For each project detailed CAD drawings of the layouts are supplied to help ensure a simple and trouble free installation.



Prop head made from galvanised steel

All our components used for roofs can also be used for the assembly of open ground mounted systems:

- Rail connectors
- Rail extension connectors
- End caps
- Slip preventers
- Theft prevention
- Laminate click clamps and more



Pillar made from rolled steel with standard drilled holes, subsequently galvanised

For the section beneath the ground a soil analysis and/or sample ramming are advised to determine the ground suitability and required minimum driving depth.



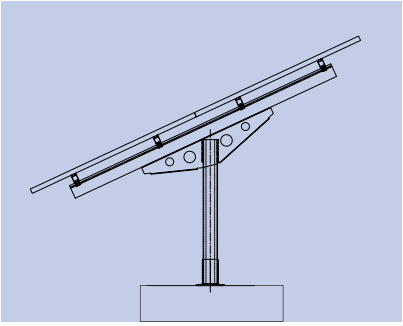

System on concrete foundation

ALFREI_*RAMM_BF*
(pile foundation system on concrete foundation)

This system offers a creative solution as it combines the advantages of the pile foundation system with a concrete foundation. Using a matching 5 counterpart ("base") into which the pile can be inserted, allows the system to be used on ground which cannot be penetrated. In this case strip foundations are commonly used which offer the best possible material use. This also offers the opportunity to use pre-existing concrete areas, such as on airports or barracks.